

2021 Annual Report



**Georgia Department
of Veterans Service**

About this Report

In accordance with state law, the Commissioner of the Georgia Department of Veterans Service annually submits a report of the agency's activities to the Governor and the General Assembly. The GDVS Annual Report also serves as a repository of general information about the department.

Throughout this report, many references are made to Fiscal Year 2021; this refers to the State of Georgia's fiscal year from July 1, 2020, to June 30, 2021. Where information refers instead to calendar year 2021, this will be noted.

Where federal data are concerned, the latest available data is sometimes from Federal Fiscal Year 2020 (Oct. 1, 2019, to Sept. 30, 2020). Such cases are noted where they occur.

An electronic version of this report is available online at veterans.georgia.gov/annual-report. An archive of the most recent editions of the GDVS Annual Report may be found in the same location.

Table of Contents

Overview.....	2
Message from the Commissioner.....	3
Commissioner of Veterans Service.....	4
Department Organization and Mission, Vision, Values.....	5
Veterans Service Board.....	6
About the Georgia Department of Veterans Service.....	7 - 8
Veterans Education & Training Division.....	9
Public Information Division.....	10
Georgia War Veterans Nursing Home – Augusta.....	11
Georgia War Veterans Home – Milledgeville.....	12
Georgia Veterans Memorial Cemetery at Milledgeville.....	13
Georgia Veterans Memorial Cemetery – Glennville.....	14
Statistical Report.....	15
Financial Report.....	16
Summary of State Impact.....	17
Summary of VA Monetary Benefits.....	18
Year in Review.....	19 - 21
VA Statistical Data.....	22 - 26

About the Cover

A bugler with the Georgia National Guard stands at attention during a ceremony honoring Korean War veterans at the Georgia State Capitol's Veteran Memorial Plaza in July 2021.

(Credit: Photo, GDVS/Charlotte May)



PATRICIA ROSS
COMMISSIONER

Department of Veterans Service

*Floyd Veterans Memorial Building
2 Martin Luther King Jr. Drive SE, Suite E-970
Atlanta, GA 30334*

TEL: 404-656-2300
FAX: 404-656-7006
veterans.georgia.gov

June 3, 2022

Governor Brian Kemp
Members of the General Assembly
Members of the Veterans Service Board
Citizens of the State of Georgia

Greetings:

Section 38-4-11 of the Code of Georgia reads:

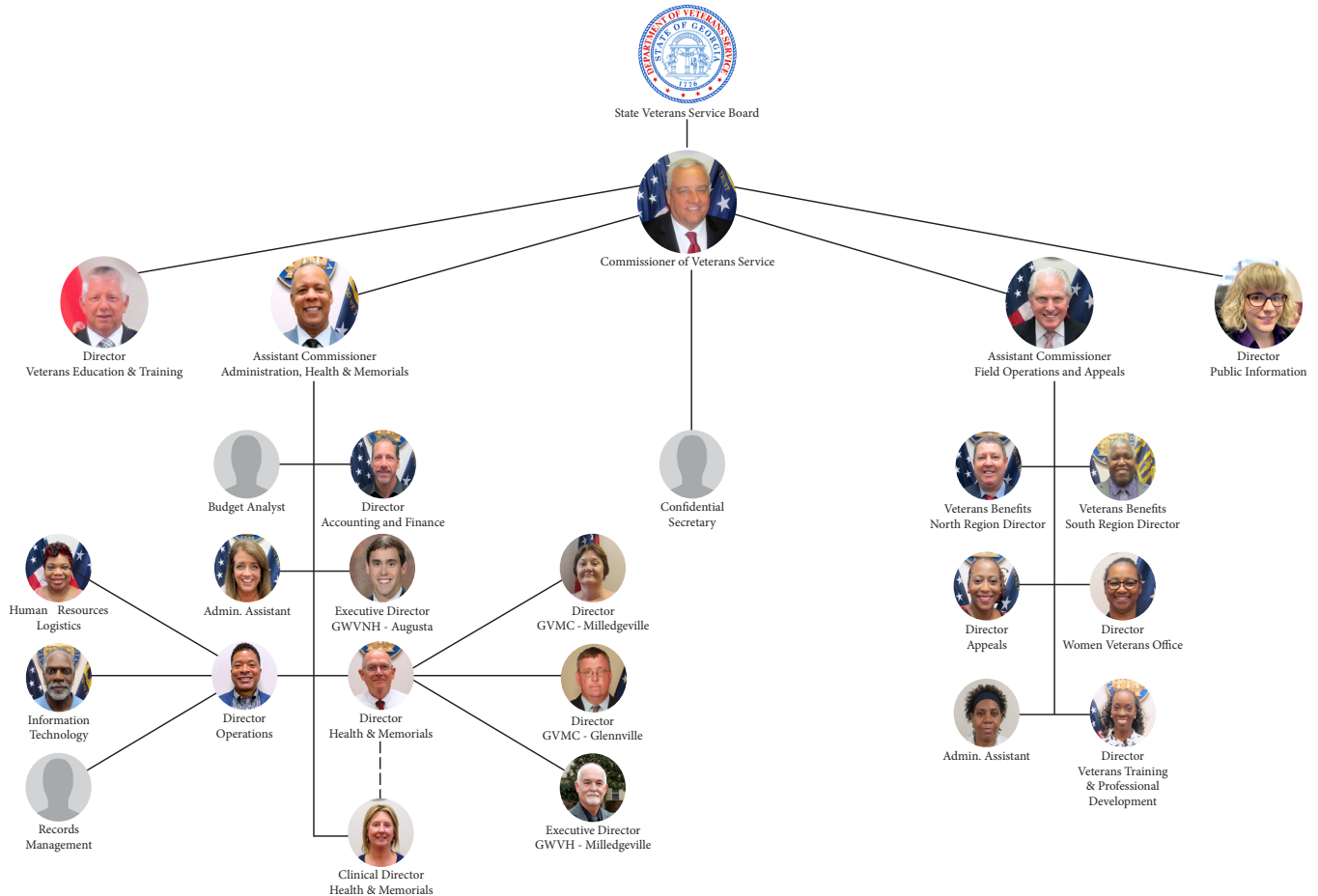
“The Commissioner of Veterans Service shall furnish to the Governor, the members of the General Assembly, the Veterans Service Board, veterans' organizations, and the public generally an annual report with reference to claims presented on behalf of veterans of this state, concerning veterans aided under federal, state, or local legislation, and otherwise to report the activities and accomplishments of the Department of Veterans Service.”

In compliance with the above section, I have the honor to present herewith the Annual Report of the Department of Veterans Service for the year 2021. A copy of this report is also available at <https://veterans.georgia.gov/annual-report>.

Respectfully submitted,

Patricia Ross
Commissioner

DEPARTMENT ORGANIZATION



MISSIONS:

To assist Georgia's 700,000+ veterans with benefits claims to obtain compensation, pension and services from the U.S. Department of Veterans Affairs (VA).

To provide nursing care to veteran patients at the Augusta and Milledgeville state veterans homes.

To provide memorial benefits to Georgia's veterans who served faithfully and honorably in the armed forces of our nation and to their families at the Glennville and Milledgeville state veterans cemeteries that are shrines to the memory of our state's heroes.

VISION:

We will provide the highest quality assistance to Georgia's veterans to aid them in obtaining all the benefits from the federal and state governments to which they are entitled.

We will provide the highest quality nursing home services to Georgia's veteran patients, as judged by VA surveys, state inspections and other accrediting agencies.

We will provide shrine standard services at Georgia's state veterans cemeteries to memorialize our state's fallen and deceased heroes who faithfully and honorably served in the armed forces.

VALUES:

We value the service Georgia's veterans have provided to our nation and our state in the armed forces of our nation and the freedoms we all enjoy because of that service.

We value the ongoing partnership our state has with the VA to provide assistance and service to Georgia's veterans and their families.

VETERANS SERVICE BOARD

The constitution of the State of Georgia specifies the State Veterans Service Board be composed of seven members. Each member must be a veteran of the armed forces of the United States and must have served honorably during wartime.

The Governor appoints members, subject to confirmation by the State Senate. Board member terms are staggered and are for seven years. From its membership, the Board elects a chairman, vice chairman, and secretary. Every four years the Board appoints a Commissioner, through whom the Board controls the overall policy of the Department of Veterans Service.

2021 saw the departure of board members Dan Cravey and Thomas Mash. Governor Kemp appointed Joshua Kopsie and Timothy Paslawski to the board. Chairwoman Patricia Ross stepped down from the board in December after her selection in to serve as the Georgia Commissioner of Veterans Service.



Shawn Hanley



Patricia Ross



Takosha Swan



Joshua Kopsie



John Kubinec



Tim Paslawski



Eddie Whitted

2021 BOARD MEMBERS

BOARD MEMBER

POSITION

CITY

PATRICIA ROSS

CHAIRMAN

WARNER ROBINS

TAKOSHA SWAN

VICE CHAIRMAN

CONYERS

SHAWN HANLEY

SECRETARY

ATLANTA

JOSHUA KOPSIE

MEMBER

MARIETTA

JOHN KUBINEC

MEMBER

WARNER ROBINS

TIM PASLAWSKI

MEMBER

STATESBORO

CHARLES "EDDIE" WHITTED

MEMBER

BLACKSHEAR

GEORGIA DEPARTMENT OF VETERANS SERVICE

Serving Those Who Served

The mission of the Department of Veterans Service is to serve Georgia's 700,000+ veterans, their dependents, and survivors in all matters pertaining to veterans benefits.

This responsibility falls into two basic tasks: informing veterans and their families about veterans benefits; and directly assisting and advising veterans and their families in securing the benefits to which they are entitled.

To support our mission, the department maintains an appeals division, field service offices, two veterans nursing homes, two veterans cemeteries, and a public information division.

The Appeals Division's mission is to process appeals of Georgia veterans.

The Veterans Field Service Offices, located throughout the state, provide direct assistance to veterans at the local level. The department representatives provide counsel and assist veterans in gathering the documents and information required to support their claims.

The War Veterans Nursing Homes provide skilled nursing care to Georgia's war veterans who need those services.

The Veterans Memorial Cemeteries provide final resting places for Georgia's veterans and their spouses and serve as shrines to their memory and their service to our nation.

The Public Information Division's mission is to keep Georgia veterans informed about these issues.

Some may use the phrase "duplication of effort" when referring to the functions of the Department of Veterans Service and the U.S. Department of Veterans Affairs while nothing could be further from the truth.

To a veteran seeking benefits from the VA, the role played by the Department of Veterans Service might be compared to that of an attorney representing a client in court.

The necessity for personal assistance in filing and pursuing claims and in maintaining a continuing information program results from the legal principle that veterans benefits are not awarded automatically – all must be applied for.



The VA pays a veteran exactly what he or she applies for when they are entitled, and no more. The aim of the Department of Veterans Service is to obtain for a veteran or dependents the earned benefits to which they are entitled, to tell them when they are entitled, and to assist them in gathering and preparing evidence needed to justify a claim and prove their entitlement.

The advancing age of Korean and Vietnam War veterans, and the frequent changes that occur in veterans benefits legislation, will necessitate the continuance of a variety of veterans programs in the years ahead.

As Congress continues to seek ways to reduce the deficit, veterans benefits will continue to be in a state of flux.

This means veterans will continue to need assistance in interpreting changes in law and determining how they impact their personal situation.

GEORGIA DEPARTMENT OF VETERANS SERVICE

Department Functions

Effectuate and carry out the laws of the state pertaining to veterans.

Inform veterans, their dependents, and survivors as to their rights and benefits under federal and state legislation, or local ordinances.

Assist veterans, their dependents, and their beneficiaries in the preparation, presentation, proof, and establishment of such claims, privileges, rights and other benefits accruing to them under federal, state, and local laws.

Report any evidence of incompetence, dishonesty, or negligence on the part of any employee dealing with veterans affairs.

Promote and protect the rights of Georgia's veterans under federal and state law.

Apply for and accept gifts, grants, and other contributions from the federal government or from any other governmental units.

Construct and operate nursing homes and personal care homes for the benefit of eligible war veterans.

Construct and operate state veterans cemeteries for the benefit of eligible veterans and their dependents.

Advise the Governor, the Veterans Service Board, and the General Assembly as to needed veterans legislation.

Maintain files on all veterans who have filed claims for veterans benefits through the department.

Conduct educational programs by personal appearances before veterans organizations, service clubs, fraternal groups, and other such organizations so as to acquaint the public generally with the work of the department.

Conduct outreach to women veterans to improve awareness of eligibility for federal and state veterans benefits and services.

Make representatives of the department available throughout the state to assist all veterans, their dependents, and survivors in preparing and filing claims for benefits and to acquaint them with all legal rights and privileges.

Cooperate with all national, state, and local governmental and private agencies, to secure or offer services or any benefits to veterans and their dependents.

Assist and cooperate with all veterans organizations in their work.

Assist other states in securing evidence for claims.

Promote enlargement and improvement of VA hospital facilities in the state.

Sponsor observance of Veterans Day in the state.

Certify eligibility for veterans driver licenses and honorary driver licenses.

Certify eligibility for disabled veteran discounts at Department of Natural Resources facilities.

Issue, to qualified veterans, Certificates of Exemption from certain business taxes and fees.

Assist qualified veterans in obtaining honorary hunting and fishing licenses.

Assist in obtaining special motor vehicle license plates for qualified veterans, including veterans of specific military campaigns, retired veterans, and recipients of certain medals, as well as special tax-exempt license plates for Purple Heart recipients, former prisoners of war, disabled veterans, and Medal of Honor recipients.

As State Approving Agency, enter into contracts with the federal government for the qualification, approval, certification, and supervision of educational institutions and training establishments applying for or participating in federal programs for educating and training veterans.

As Chair Agency of the Returning Veterans Task Force, investigate how state services can be provided to veterans returning from military service, issue recommendations to agencies to improve service delivery, and transmit specific suggestions for legislation to the Governor and senior leaders of the General Assembly.

VETERANS EDUCATION & TRAINING DIVISION

State Approving Agency

By law, the Georgia Department of Veterans Service is designated as the State Approving Agency, responsible for approving and supervising all institutions and establishments in Georgia, which offer education and training under the provisions of the Veterans Educational Assistance Program.

Within the GDVS, the State Approving Agency (SAA) function is performed by the Veterans Education & Training Division. This division is responsible for ensuring approved institutions and establishments meet and maintain acceptable standards so eligible persons who attend may receive educational assistance from the U.S. Department of Veterans Affairs.

This includes all public and private schools and all establishments offering apprenticeship and other on-the-job training (OJT). The satisfactory performance of these duties requires extensive knowledge in education administration and understanding the laws and regulations that govern and control the Veterans Educational Assistance Program.

In 2021, the GDVS continued to expand opportunities for Georgia veterans to receive their education benefits while enrolled in approved on-the-job training (OJT) and apprenticeship programs.

The Montgomery GI Bill education program, initiated in 1985, remains a great success. This program expanded the education benefits program to include vocational, technical, flight, correspondence, and OJT/apprenticeship training for reservists and veterans.

The Post-9/11 Veterans Education Assistance Act of 2008 program expanded the benefits available to certain service members and veterans with active duty military service after September 11, 2001.

The Post 9/11 Veterans Educational Assistance Improvements Act of 2010 made significant improvements such as adding OJT/apprenticeship and non-college degree schools, vocational schools, and flight schools to what is covered

under the Post 9/11 GI Bill.

The Department of Defense also offers a “Transferability of Education Benefits” option for the Post-9/11 GI Bill. This retention program requires eligible active duty veterans with at least six years of service to commit to an additional four years of service upon approval.

On August 16, 2017 the Harry W. Colmery Veterans Educational Assistance Act of 2017, also known as the “Forever GI Bill” was signed into law, which will bring significant changes to veterans’ education benefits. This includes removing the 15-year limitation to use education benefits for veterans who left active duty on or after January 1, 2013.

During fiscal year 2021, there were 20,281 Georgians receiving GI Bill benefits at educational institutions. An additional 894 veterans were enrolled in OJT programs.

In total, 21,175 Georgia veterans were enrolled in college degree and professional programs, technical career programs, vocational programs, flight training, and OJT programs during fiscal year 2021.

In FY 2021, the approval of educational institutions and training establishments for the education of Georgia veterans resulted in the processing of numerous individual actions in the approval, re-approval, withdrawal and compliance survey process.

At the close of 2021, there were 394 approved educational institutions and 1,395 approved training establishments in Georgia. The Veterans Education & Training Division monitors all 1,789 approved educational institutions and training establishments.

The division conducts regular inspection visits to ensure approval criteria and schools’ standards of progress are being followed as prescribed by law.

For more information on all GI Bill programs, visit benefits.va.gov/gibill or call the GDVS Education & Training Division at 404-656-2306.

PUBLIC INFORMATION DIVISION

The Public Information Division collects, evaluates, and disseminates information to veterans regarding changes in benefits laws, and proper procedures to be followed in the filing of claims.

When appropriate, the division mails news and information releases concerning veterans affairs to newspapers, radio and television stations throughout Georgia.

The releases are used to inform veterans about the latest changes regarding veterans affairs and to provide information on the status of proposed or pending legislation that may affect them.

Through an aggressive internal communication program, the division keeps the field offices informed about changes in law and policy interpretations impacting veterans.

The division also supports the department's internal training website for field and appeals officers in cooperation with the Professional Training and Development Division. Together, both teams ensure the department's personnel have access to timely training modules on issues impacting veterans.

The division supports the department's field personnel in their efforts to promote the department and the services it provides by their frequent contacts with the news media in their respective areas.

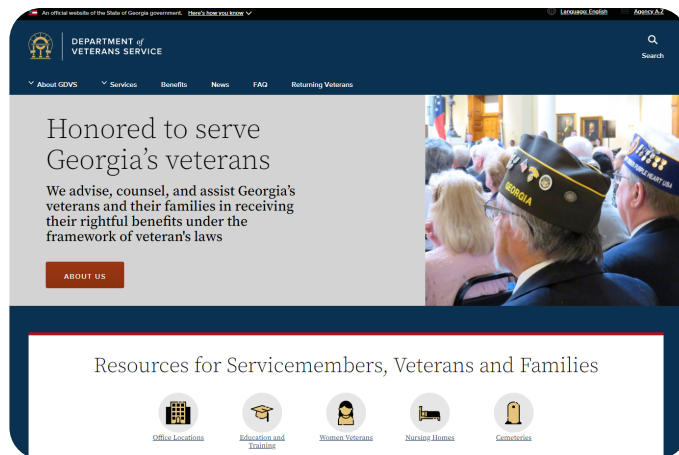
Public speaking forums are an important ingredient of the department's overall information program. All department personnel are encouraged to accept speaking engagements at meetings of veterans organizations and civic clubs. These personal appearances provide excellent opportunities for telling the veterans benefits story. Department personnel also participate in local radio talk shows and make presentations at local schools.

The division compiles, edits, and publishes a series of print materials explaining in detail the various benefits available to veterans, their dependents, and survivors. These include books, flyers, and pamphlets, all of which are updated as changes occur in laws, regulations, or benefits.

This division is responsible for the department's online presence, including its

website, blog, and several social media channels.

Veterans, their families, and all others interested in veteran-related news are encouraged to follow @gavetsvc on Twitter, where the department is leveraging the social media service to share the latest news of the



day as it happens.

Those interested in more in-depth news and a chance to interact with other veterans and veteran advocates are encouraged to “like” the Georgia Department of Veterans Service’s page on Facebook: facebook.com/gavetsvc.

Although the division strives to utilize the latest available new media tools, the department’s website, veterans.georgia.gov, remains the top source for official Georgia Department of Veterans Service information.

The GDVS website is a repository of information about veterans benefits, including the most up-to-date version of *State Benefits for Georgia Veterans*, and detailed information concerning all aspects of the department: the Commissioner's Office, Georgia War Veterans Homes, Georgia Veterans Memorial Cemeteries, Veterans Field Service Offices, Appeals Division, and Veterans Education & Training. The website is also home to the department’s official news feed and calendar of events.

GEORGIA WAR VETERANS NURSING HOME

Augusta

The Georgia War Veterans Nursing Home in Augusta is a 192-bed skilled nursing care facility located adjacent to the campus of Augusta University and the Charlie Norwood Veterans Affairs Medical Center.

Georgia War Veterans Nursing Home is operated under an interagency agreement between the Georgia Department of Veterans Service and Augusta University.

Primarily, the facility provides medical, rehabilitation, and skilled nursing services to Georgia's aged and infirm war veterans. Georgia War Veterans Nursing Home also serves as a teaching facility to acquaint medical, dental, pharmacy, and allied health students with the medical conditions and diseases of the aged. This provides students with practical experience and helps them gain expertise in treating the disabled and the elderly.

Also located at the facility is a GDVS Veterans Field Service Office that serves residents of the home and veterans of Richmond and Columbia counties. This office also serves the veterans of the Georgia War Veterans Nursing Home by assisting with compensation and pension claims, counseling services, and family-related issues. Veteran-related contacts for this field office totaled over 2,897 for calendar year 2021. These contacts resulted in more than 1,925 transactions in support of their well-deserved benefits.

Dedicated in 1969, the facility was the first of its kind in the nation to be built with financial grant assistance from the federal government. It is one of a select group of such institutions accredited by the Joint Commission.

In fiscal year 2021, the nursing home provided 39,050 days of care to Georgia's veterans with an average age of 81. During the year, there were 68 admissions and 58 discharges with an average length of stay of 423 days.

Services to patients included 1,963 physical therapy treatments and 6,393 individual

occupational therapy procedures.

Veteran patients were treated by a medical director and family medicine residents providing daily physician coverage. Other services were provided by a certified activities therapist and staff, three facility social workers and a staff of



registered, licensed practical nurses and certified nursing assistants.

To help provide care and treatment, the federal government, through the Department of Veterans Affairs, provided financial assistance totaling in excess of \$7.2 million during fiscal year 2021.

Throughout the year, veteran service organizations, civic and fraternal organizations and religious groups demonstrated their concern for the well-being of veteran patients through numerous donations, visits, and sponsorship of frequent activities for Georgia War Veterans Nursing Home residents.

GEORGIA WAR VETERANS HOME

Milledgeville

The Georgia War Veterans Home, situated on approximately 17 acres in Milledgeville, is a 375-bed facility licensed and certified by the U.S. Department of Veterans Affairs to provide skilled nursing care to aged and infirm Georgia war veterans. United Veteran Services of Georgia, Inc., a subsidiary of UHS-Pruitt Corporation of Norcross, operates the home for the Department of Veterans Service under a contractual agreement.

The home operated three skilled nursing care facilities in 2021. The Carl Vinson Building remains at an 84 – bed capacity, the Joe T. Wood Building remains at a 140 – bed capacity and the Alzheimer’s Unit remains at a 24 – bed capacity.

The Richard B. Russell Building is undergoing major renovations for a new 58 – bed skilled care sub-acute therapy unit which will treat service-connected disabled veterans as part of the home. In addition, a contract has been issued to begin construction in January 2021, for a 14 – bed facility to support the sub-acute therapy unit, and a food service facility to provide on campus meals.

Once renovations are completed by the Spring of year 2022, the Georgia War Veterans Home will have a capacity of 320 beds provided state funds are available.

2021 was another challenging year for the GWH. The COVID-19 pandemic continued to require extraordinary measures to help ensure the health and safety of our veteran patients, staff members, and visitors. As a result visitations, to include volunteers, admissions, veteran patients travel off campus, and veterans coming into the Veterans Service Office located inside the Wheeler Building were limited.

During fiscal year 2021, veteran patients at the home received 60,399 days of skilled nursing care. The nursing home admitted 85 patients during

the year and had 89 discharges/deaths. The average length of stay for current skilled veteran patients is 1,490 days or 4.1 years.

During fiscal year 2021, federal assistance in funding a portion of the cost of providing care to veterans in the home amounted to \$10,976,950.

Prior to the pandemic many veterans service organizations, civic groups, and church groups sponsored numerous activities such as movies,

games, dance parties, bingo, picnics, and other activities and programs for the general well-being of the veteran patients at the home. However, this changed in Spring of 2020 and continued through most of 2021 due to the COVID-19 pandemic. All of these activities were seriously curtailed or stopped.

While their activities were limited, groups and individuals that comprised the equivalent of 177 individual volunteers providing in excess of 776 hours of time valued at over \$9,312 presented 7 activities during fiscal year 2021.

The value of donated items made available to the home during fiscal year 2021 was \$26,855. Groups and individuals also provided direct monetary donations of \$7,610 in support of special activities and projects.

The GDVS Veteran Field Service Office serving veterans in the home and in Baldwin, Hancock, Putnam, Washington, and Wilkinson counties is located in the Wheeler Building. This office also serves the 200 veterans of the Georgia War Veterans Home by assisting with compensation and pension claims, counseling services, and family-related issues. Veteran-related contacts for this field office totaled over 3,866 for calendar year 2021. These contacts resulted in more than 7,885 transactions in support of their well-deserved benefits. The home also hosts a VA community clinic which provides outpatient care to veterans in Baldwin and the surrounding counties.



GEORGIA VETERANS MEMORIAL CEMETERY

Milledgeville

Georgia Veterans Memorial Cemetery at Milledgeville is located approximately five miles south of downtown Milledgeville along Georgia Highway 112.

This cemetery, established on 142 acres the Georgia Department of Veterans Service received from the Georgia Forestry Commission, includes an administration/visitor center with a state-of-the-art information booth, a committal chapel, a carillon, and 12 columbarium shelters for cremations. Cemetery grounds also include a six-acre lake and a three-acre, multi-tier walled ceremonial area.

The cemetery will eventually be the final resting place for more than 100,000 eligible veterans, their spouses, and eligible dependents.

As of December 17, 2021, there were 4,623 veterans, spouses and dependents buried at GVMC. Burials are composed of 3,123 casketed burials, 884 cremations, 588 in ground cremations, and 28 memorial markers.

Cemetery operations expanded in October 2018. The expansion included 15 acres of developed land and added space for 1,520 pre-placed crypts and 320 columbarium niches. Planning and requests for additional expansions and renovations resumed in 2021.

As the cemetery continued to operate throughout the pandemic, celebrations and remembrances continued in 2021.

The avenue of flags is displayed when ceremonies are held at the cemetery, such as Memorial Day and Wreaths Across America. In addition, it is displayed on Flag Day, Independence Day, and Veterans Day.

Flags were placed by cemetery staff on all burial sites and at the front entrance of the cemetery in recognition of Memorial Day and Veterans Day.

In December 2021, the cemetery invited families and organizations to place wreaths while following public health guidance and safety protocols. The public Wreaths Across America

ceremony honoring our past and present military was canceled, but all veterans were honored.

Seven wreaths, provided by the Worchester Wreath Company, were presented at the entrance of the cemetery to honor each branch of our Armed Forces,

Merchant Marines and POWs/MIAs.

The cemetery typically has many visitors each year. Some are visiting grave sites, some are seeking information about the cemetery and burial requirements, and many have just heard about the cemetery and want to see the grounds.

2021 saw an increase in general foot traffic from 2020, as families and visitors returned to visiting the grounds and using the committal shelter while following public health guidance rules.

Cemetery staff members remained active in the local community and met with business groups, veterans organizations, and church groups through teleconferences.

The GVMC's hours of operation are Monday through Friday 8 a.m. to 4:30 p.m., excluding official state holidays.

The cemetery is open to families, visitors, and the general public seven days each week from 8 a.m. to dusk.



GEORGIA VETERANS MEMORIAL CEMETERY

Glennville

Georgia Veterans Memorial Cemetery – Glennville is situated on the 42.6 acre site of the former Dyess Farm, just north of the Glennville city limits on U.S. Highway 301, 25 miles west of the main post of Fort Stewart.

The initial 26-acre phase of the cemetery contains 1,400 pre-placed

in-ground double vaults, for eligible veterans, their spouses, and eligible dependents; 766 conventional single depth sites; 1,384 cremation interment sites, which include a columbarium and in-ground sites; and 429 spaces for memorial markers. These memorial markers

are placed in memory of those veterans whose remains are unavailable for burial.

GVMC–Glennville was dedicated on November 28, 2007, and will eventually be the final resting place for more than 21,000 veterans, their spouses, and eligible dependents. As of December 17, 2021, there were 1,998 veterans, spouses, and family members interred.

A key feature of the cemetery is the co-location of the Glennville Veterans Field Service Office, which provides assistance to veterans and their families in Bryan, Long, Tattnall, and Wayne counties.

In 2021, GVMC–Glennville was not able to host its annual Memorial Day ceremony because of COVID-19 restrictions. The cemetery was still open to visitation and the cemetery staff placed U.S. Flags on each veteran's gravesite for the weekend. The cemetery takes great honor in welcoming guests to the event and looks forward to continuing the tradition when public safety allows.

For Veterans Day, local Boy Scouts and Cub Scouts from Troop 929 placed U.S. flags at the grave sites of the veterans interred in the cemetery. They assist the cemetery staff yearly with this task and give honor to those veterans buried here.

Due to COVID-19 concerns and restrictions, the annual Wreaths Across America event was canceled. The cemetery invited families and

organizations to place wreaths while following public health guidance and safety protocols. Cemetery staff assisted in placing additional wreaths to ensure every veteran was honored.

The cemetery held a small, private ceremony to place ceremonial flags

for all who served in the Army, Marine Corps, Navy, Air Force, and Coast Guard, along with ceremonial wreaths for Merchant Marines that served in support of WWII and in honor of POW and MIAs.

During 2021, the cemetery staff restricted services and discontinued formal ceremonies at the cemetery to limit crowds for the general safety of cemetery staff along with the public.

The cemetery remained open during the COVID-19 pandemic and continued to conduct burials in the best way it could to honor those buried in it. Cemetery visitation to graves was not effected by the restrictions.

GVMC–Glennville's hours of operation are Monday through Friday 8 a.m. to 4:30 p.m., excluding official state holidays.

The cemetery is open to families, visitors, and the general public seven days each week from 8 a.m. to dusk.



STATISTICAL REPORT

Calendar Year 2021

OVERVIEW

Office Visits	46,463
Other Visits	207,522
Women's Program Visits	10,851
Hearings	1,120

TOTALS

State Visits and Actions	237,052
Submissions to VA	42,990

Definitions

OFFICE VISIT: A visit to a Veterans Field Service Office by a veteran, family member, or other interested individual to inquire about, or make application for, veterans benefits provided by the federal government or the State of Georgia. It includes the provision of advice and assistance to the individual(s), the completion of forms or other correspondence/documentation related to veterans benefits.

OTHER VISIT: A telephone call, email, mail or telefax made to or received from a veteran, family member, or other interested individual to inquire or advise about veterans benefits provided by the federal government or the State of Georgia. It includes the provision of advice and assistance to the individual(s).

WOMEN'S PROGRAM VISIT: A visit to a Veterans Field Service Office by a veteran, family member, or other interested individual to inquire about counselling for military sexual trauma, make applications for veterans benefits, or receive information on women veteran issues. It includes the provision of advice and assistance to the individual(s), the completion of forms or other correspondence/documentation related to veterans benefits.

HEARING: A hearing is conducted by the U.S. Department of Veterans Affairs to review and adjudicate an appeal of a previous decision by the VA and is conducted by a hearing officer or judge of the VA. It includes the preparation by a claims and appeals officer (VCAO) and the actual presentation at the formal hearing in person or by electronic means by a VCAO.

GDVS FINANCIAL REPORT

Fiscal Year 2021

Class Name	Program Name	Budget	Expenditures
Personal Services	Administation	1,586,544.00	1,583,068.00
Regular Operating	Administation	103,652.00	48,841.00
Computer Charges	Administation	58,561.00	51,470.00
Real Estate Rentals	Administation	44,750.00	44,586.00
Telecommunications	Administation	68,618.00	63,852.00
Contracts	Administation	131.00	-
		1,862,256.00	1,791,817.00

Personal Services	Milledgeville Cemetery	402,521.00	373,610.00
Regular Operating	Milledgeville Cemetery	104,267.00	143,256.00
Motor Vehicle Purchase	Milledgeville Cemetery	80,642.00	80,642.00
Telecommunications	Milledgeville Cemetery	3,896.00	3,530.00
		591,326.00	601,038.00

Personal Services	Glennville Cemetery	362,614.00	337,196.00
Regular Operating	Glennville Cemetery	66,141.00	48,499.00
Telecommunications	Glennville Cemetery	7,656.00	4,909.00
		436,411.00	390,604.00

Personal Services	Field Operations	5,165,869.00	5,162,842.00
Regular Operating	Field Operations	628,946.00	337,443.00
Real Estate Rentals	Field Operations	216,765.00	212,410.00
Telecommunications	Field Operations	123,052.00	111,264.00
Capital Outlay	Field Operations	1.00	-
Contracts	Field Operations	325,512.00	258,467.00
ROE For Projects And Insurance	Field Operations	86,870.00	86,706.00
		6,547,015.00	6,169,132.00

Personal Services	Appeals	880,401.00	878,508.00
Regular Operating	Appeals	6,906.00	3,238.00
Telecommunications	Appeals	8,148.00	5,352.00
		895,455.00	887,098.00

Personal Services	Education And Training	659,929.00	664,954.00
Regular Operating	Education And Training	38,025.00	27,080.00
Real Estate Rentals	Education And Training	72,141.00	72,136.00
Telecommunications	Education And Training	11,989.00	13,866.00
Capital Outlay	Education And Training		
		782,084.00	778,036.00

Personal Services	Augusta	54,987.00	52,198.00
Regular Operating	Augusta	50,000.00	50,000.00
Op Exp/Pay Med College of GA	Augusta	14,696,467.00	14,761,254.00
		14,801,454.00	14,863,452.00

Personal Services	Milledgeville Skilled Care	187,192.00	191,883.00
Regular Operating	Milledgeville Skilled Care	1,327,705.00	1,327,705.00
Vehicle Purchase	Milledgeville Skilled Care		
Capital Outlay	Milledgeville Skilled Care	4,093,231.00	4,093,231.00
Contracts	Milledgeville Skilled Care	21,824,013.00	21,683,331.00
		27,432,141.00	27,296,150.00

Totals		53,348,142.00	52,777,327.00
--------	--	---------------	---------------

ASSISTING VETERANS STATEWIDE



696,000+

Veterans living in
Georgia



207,522

Veterans received help
via phone calls and
virtual visits



46,463

Veterans received help
via in-person office visits



115

Employees serving
veterans in 49 field
offices



6,671

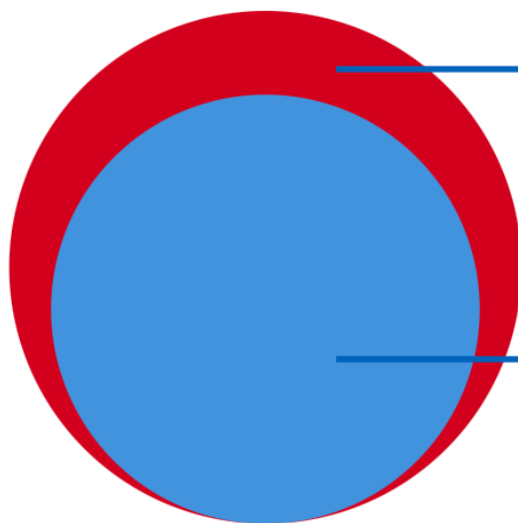
Veterans and spouses
interred in a Veterans
Memorial Cemetery



278

Veterans receiving
care at a War
Veterans Home

Compensation and Pension Payments



\$4,723,083,000

Total Compensation and Pension
payments received by Georgia
veterans in Federal FY20

\$3,306,158,000

Compensation and Pension
payments received by veterans
with GDVS assistance

VA MONETARY REPORT

Benefits & Definitions

Listed below is a report of the monetary benefits received by the veterans and the dependent survivors of deceased veterans in Georgia during federal fiscal year 2020 (October 1, 2019 through September 30, 2020). The figures were provided by the U.S. Department of Veterans Affairs and were the latest available at the end of 2021. (See the end of this report for a more detailed breakdown of these figures.)

Compensation and Pension
\$4,723,083,000

Medical Care
\$2,584,769,000

Construction
\$11,482,000

Insurance and Indemnities
\$41,057,000

Education and Vocational Rehabilitation
\$519,832,000

General Operating Expenses
\$101,478,000

Total Expenditure
\$7,981,701,000



Compensation and Pension: Benefits expenditures for the following categories: compensation payments, pension payments, Dependency and Indemnity Compensation, and burial allowances.

Medical Care: Operating expenses incurred through the provision of health care services to veterans. The specific programs reported for this category are: medical care, General Post Fund, medical and prosthetic research, and miscellaneous accounts.

Construction: Funding for Major Projects, Minor Projects, Grants for Construction of State Extended Care Facilities, and Grants for Construction of State Veterans Cemeteries.

Insurance and Indemnities: Expenditures for death claims, matured endowments, dividends, cash surrender payments, total disability income provision payments, and total and permanent disability benefits payments.

Education and Vocational Rehabilitation: Expenditures in this category include: automobile and adaptive equipment, specially adapted housing, Survivors' and Dependents' Educational Assistance (Chapter 35), Vocational Rehabilitation for Disabled Veterans (Chapter 31), Post-Vietnam Era Veterans' Educational Assistance (Chapter 32), Montgomery G.I. Bill for Selected Reserves (Chapter 1606), Reserve Educational Assistance Program (Chapter 1607), Montgomery G.I. Bill (Chapter 30), Post-9/11 Veterans Educational Assistance (Chapter 33).

General Operating Costs: General Operating Expenses represent the costs necessary to provide administration and oversight for the benefits provided by VA. This includes costs for overhead and human resources [to operate VA's regional office, hospitals, health clinics, nursing homes, and domiciliary facilities in Georgia]. This category does not include payments made directly to beneficiaries.

YEAR IN REVIEW

Activities



As we continued to navigate the COVID-19 pandemic, the GDVS received a donation of masks for the Georgia's war veterans homes from the Consulate General of the Republic of Korea in March.



The department and members of the State Veterans Service Board recognized Georgia's military servicemembers and veterans at a Memorial Day ceremony in May.



As we continued to navigate the COVID-19 pandemic, the GDVS received a donation of masks for the Georgia's war veterans homes from the Consulate General of the Republic of Korea in March.



In December, Commissioner Ross joined members of the Daughters of the American Revolution for a Wreaths Across America ceremony in the Georgia State Capitol.



YEAR IN REVIEW

Annual Training




The Georgia Department of Veterans Service annually gathers its Veterans Field Service Officers and Appeals Officers for training to ensure all employees maintain certification and stay up-to-date on the latest changes to regulations governing veterans benefits. Employees also take regularly scheduled classes on a monthly basis for accreditation hours.

Annual training was held in October 2021. In addition to group trainings on essential skills, service officers were split into small groups to focus on vital competency areas and foster collaborative discussions on changes to veterans benefits policies. Service officers were also able to participate in learning based games to reinforce their skills and build a collaborative team bond with their fellow employees.

The department's Professional Training and Development Division plans and coordinates lessons for all department employees. Following the year's annual training, employees completed a comprehensive test to maintain their accreditation with VA.

YEAR IN REVIEW

Veterans Day in Georgia



Governor Brian Kemp and the Georgia Department of Veterans Service resumed the state's traditional, annual ceremony to designate November 11 as Veterans Day in Georgia.

Interim Commissioner Shawn Hanley, members of the Veterans Service Board, state legislators, veterans service organizations, and veterans attended the ceremony under the Gold Dome of the capitol building.

VA STATISTICAL DATA

FY20 GEOGRAPHIC DISTRIBUTION OF VA EXPENDITURES (GDX)

FY20 Summary of Expenditures by State Expenditures in \$000s										
County/ Congressional District	Veteran Population*	Total Expenditure	Compensation & Pension	Construction	Education & Vocational Rehabilitation/ Employment	Loan Guaranty#	General Operating Expenses	Insurance & Indemnities	Medical Care	Unique Patients**
APPLING	1,062	\$ 8,954	\$ 4,761	\$ -	\$ 254	\$ -	\$ -	\$ -	\$ 3,927	357
ATKINSON	366	\$ 4,674	\$ 2,199	\$ -	\$ 104	\$ -	\$ -	\$ -	\$ 2,360	168
BACON	721	\$ 5,221	\$ 2,882	\$ -	\$ 130	\$ -	\$ -	\$ -	\$ 2,190	189
BAKER	192	\$ 1,928	\$ 1,018	\$ -	\$ 36	\$ -	\$ -	\$ -	\$ 874	71
BALDWIN	2,809	\$ 33,318	\$ 18,007	\$ -	\$ 976	\$ -	\$ -	\$ -	\$ 14,228	1,083
BANKS	1,164	\$ 8,388	\$ 5,205	\$ -	\$ 327	\$ -	\$ -	\$ -	\$ 2,795	311
BARROW	3,773	\$ 41,188	\$ 26,857	\$ -	\$ 2,849	\$ -	\$ -	\$ -	\$ 11,221	1,278
BARTOW	6,051	\$ 55,889	\$ 36,802	\$ -	\$ 3,195	\$ -	\$ -	\$ -	\$ 15,751	1,654
BEN HILL	1,055	\$ 13,214	\$ 7,680	\$ -	\$ 300	\$ -	\$ -	\$ -	\$ 5,175	405
BERRIEN	1,336	\$ 19,173	\$ 11,402	\$ -	\$ 791	\$ -	\$ -	\$ -	\$ 6,940	538
BIBB	12,176	\$ 134,892	\$ 80,728	\$ -	\$ 5,183	\$ -	\$ -	\$ -	\$ 48,346	4,088
BLECKLEY	919	\$ 10,449	\$ 6,335	\$ -	\$ 459	\$ -	\$ -	\$ -	\$ 3,629	281
BRANTLEY	1,125	\$ 11,548	\$ 5,959	\$ -	\$ 285	\$ -	\$ -	\$ -	\$ 5,255	499
BROOKS	1,082	\$ 12,429	\$ 5,784	\$ -	\$ 349	\$ -	\$ -	\$ -	\$ 6,284	523
BRYAN	4,282	\$ 75,508	\$ 53,213	\$ -	\$ 10,474	\$ -	\$ -	\$ -	\$ 11,653	1,859
BULLOCH	4,420	\$ 42,101	\$ 22,276	\$ -	\$ 4,341	\$ -	\$ -	\$ -	\$ 15,180	1,407
BURKE	1,665	\$ 20,182	\$ 8,847	\$ -	\$ 496	\$ -	\$ -	\$ -	\$ 10,659	614
BUTTS	1,497	\$ 17,591	\$ 11,879	\$ -	\$ 828	\$ -	\$ -	\$ -	\$ 4,724	460
CALHOUN	317	\$ 4,228	\$ 2,992	\$ -	\$ 289	\$ -	\$ -	\$ -	\$ 924	131
CAMDEN	7,375	\$ 79,098	\$ 48,169	\$ -	\$ 8,226	\$ -	\$ -	\$ -	\$ 22,439	2,421
CANDLER	746	\$ 6,302	\$ 3,597	\$ -	\$ 216	\$ -	\$ -	\$ -	\$ 2,351	264
CARROLL	6,740	\$ 82,951	\$ 44,306	\$ -	\$ 5,132	\$ -	\$ -	\$ -	\$ 33,227	2,080
CATOOSA	4,413	\$ 34,760	\$ 19,142	\$ -	\$ 723	\$ -	\$ -	\$ -	\$ 14,791	1,370
CHARLTON	930	\$ 9,165	\$ 4,595	\$ -	\$ 267	\$ -	\$ -	\$ -	\$ 4,293	319
CHATHAM	28,526	\$ 283,228	\$ 177,894	\$ -	\$ 33,586	\$ -	\$ -	\$ 1,694	\$ 70,054	8,952
CHATTAHOOCHEE	1,957	\$ 6,215	\$ 3,998	\$ -	\$ 288	\$ -	\$ -	\$ -	\$ 1,914	209
CHATTOOGA	1,654	\$ 13,307	\$ 9,036	\$ -	\$ 515	\$ -	\$ -	\$ -	\$ 3,686	402
CHEROKEE	15,098	\$ 119,796	\$ 83,598	\$ -	\$ 9,954	\$ -	\$ -	\$ -	\$ 25,678	3,014
CLARKE	6,507	\$ 44,480	\$ 26,909	\$ -	\$ 4,087	\$ -	\$ -	\$ -	\$ 13,266	1,330
CLAY	257	\$ 1,946	\$ 938	\$ -	\$ 35	\$ -	\$ -	\$ -	\$ 974	67
CLAYTON	18,589	\$ 212,088	\$ 110,261	\$ -	\$ 11,260	\$ -	\$ -	\$ -	\$ 90,006	7,469
CLINCH	332	\$ 3,588	\$ 1,849	\$ -	\$ 119	\$ -	\$ -	\$ 10	\$ 1,611	152
COBB	45,360	\$ 334,532	\$ 197,914	\$ 5	\$ 32,688	\$ -	\$ 478	\$ 2,750	\$ 100,696	9,604
COFFEE	2,095	\$ 25,503	\$ 13,334	\$ -	\$ 702	\$ -	\$ -	\$ 108	\$ 11,359	849
COLQUITT	2,354	\$ 23,913	\$ 13,690	\$ -	\$ 715	\$ -	\$ -	\$ 31	\$ 9,477	838
COLUMBIA	16,865	\$ 347,012	\$ 232,561	\$ -	\$ 31,357	\$ -	\$ -	\$ 1,434	\$ 81,660	7,665
COOK	1,244	\$ 13,356	\$ 7,001	\$ -	\$ 409	\$ -	\$ -	\$ 33	\$ 5,914	478
COWETA	9,893	\$ 90,331	\$ 61,809	\$ -	\$ 6,361	\$ -	\$ -	\$ 481	\$ 21,680	3,050
CRAWFORD	968	\$ 6,553	\$ 3,039	\$ -	\$ 142	\$ -	\$ -	\$ 92	\$ 3,280	343

VA STATISTICAL DATA

FY20 GEOGRAPHIC DISTRIBUTION OF VA EXPENDITURES (GDX)

FY20 Summary of Expenditures by State
Expenditures in \$000s

County/ Congressional District	Veteran Population*	Total Expenditure	Compensation & Pension	Construction	Education & Vocational Rehabilitation/ Employment	Loan Guaranty#	General Operating Expenses	Insurance & Indemnities	Medical Care	Unique Patients**
CRISP	1,319	\$ 14,242	\$ 7,756	\$ -	\$ 474	\$ -	\$ -	\$ 24	\$ 5,987	396
DADE	1,103	\$ 9,077	\$ 5,810	\$ -	\$ 286	\$ -	\$ -	\$ 24	\$ 2,957	334
DAWSON	1,595	\$ 15,336	\$ 10,420	\$ -	\$ 949	\$ -	\$ -	\$ 32	\$ 3,935	388
DECATUR	1,660	\$ 14,709	\$ 7,672	\$ -	\$ 593	\$ -	\$ -	\$ 54	\$ 6,391	620
DEKALB	40,917	\$ 620,008	\$ 245,960	\$ 2,722	\$ 28,855	\$ -	\$ 96,169	\$ 2,794	\$ 243,507	13,784
DODGE	1,478	\$ 15,613	\$ 7,472	\$ -	\$ 471	\$ -	\$ -	\$ 159	\$ 7,512	463
DOOLY	769	\$ 5,724	\$ 3,454	\$ -	\$ 167	\$ -	\$ -	\$ 57	\$ 2,047	204
DOUGHERTY	6,620	\$ 92,202	\$ 61,674	\$ -	\$ 3,279	\$ -	\$ -	\$ 654	\$ 26,595	2,518
DOUGLAS	9,660	\$ 119,559	\$ 76,309	\$ -	\$ 8,190	\$ -	\$ -	\$ 702	\$ 34,359	3,449
EARLY	620	\$ 7,067	\$ 4,270	\$ -	\$ 185	\$ -	\$ -	\$ 67	\$ 2,544	260
ECHOLS	194	\$ 1,236	\$ 206	\$ -	\$ 18	\$ -	\$ -	\$ -	\$ 1,013	70
EFFINGHAM	4,946	\$ 60,438	\$ 40,236	\$ -	\$ 5,452	\$ -	\$ -	\$ 205	\$ 14,545	1,866
ELBERT	1,353	\$ 14,541	\$ 7,869	\$ -	\$ 287	\$ -	\$ -	\$ 24	\$ 6,361	444
EMANUEL	1,281	\$ 18,520	\$ 8,492	\$ -	\$ 503	\$ -	\$ -	\$ 175	\$ 9,350	537
EVANS	693	\$ 6,337	\$ 4,001	\$ -	\$ 120	\$ -	\$ -	\$ 50	\$ 2,167	198
FANNIN	2,272	\$ 21,093	\$ 13,757	\$ -	\$ 270	\$ -	\$ -	\$ 233	\$ 6,833	784
FAYETTE	9,771	\$ 103,474	\$ 76,715	\$ -	\$ 7,344	\$ -	\$ -	\$ 727	\$ 18,688	2,661
FLOYD	5,466	\$ 43,505	\$ 27,295	\$ -	\$ 1,494	\$ -	\$ -	\$ 282	\$ 14,434	1,438
FORSYTH	10,110	\$ 53,252	\$ 33,602	\$ -	\$ 3,852	\$ -	\$ -	\$ 524	\$ 15,275	1,946
FRANKLIN	1,410	\$ 13,642	\$ 8,009	\$ -	\$ 414	\$ -	\$ -	\$ 30	\$ 5,190	420
FULTON	50,443	\$ 517,626	\$ 267,993	\$ 839	\$ 41,650	\$ -	\$ 1,900	\$ 4,193	\$ 201,051	14,343
GILMER	2,740	\$ 21,639	\$ 14,001	\$ -	\$ 645	\$ -	\$ -	\$ 77	\$ 6,916	797
GLASCOCK	179	\$ 1,543	\$ 718	\$ -	\$ 33	\$ -	\$ -	\$ -	\$ 792	63
GLYNN	7,631	\$ 60,312	\$ 35,738	\$ -	\$ 2,288	\$ -	\$ -	\$ 751	\$ 21,535	2,241
GORDON	3,211	\$ 24,149	\$ 16,165	\$ -	\$ 886	\$ -	\$ -	\$ 29	\$ 7,069	700
GRADY	1,602	\$ 14,448	\$ 7,359	\$ -	\$ 379	\$ -	\$ -	\$ 49	\$ 6,661	648
GREENE	1,370	\$ 10,559	\$ 6,401	\$ -	\$ 402	\$ -	\$ -	\$ 22	\$ 3,734	341
GWINNETT	40,622	\$ 358,816	\$ 210,425	\$ -	\$ 29,819	\$ -	\$ -	\$ 2,621	\$ 115,951	11,529
HABERSHAM	2,637	\$ 22,824	\$ 15,337	\$ -	\$ 772	\$ -	\$ -	\$ 72	\$ 6,643	823
HALL	11,963	\$ 75,359	\$ 47,128	\$ -	\$ 3,364	\$ -	\$ -	\$ 741	\$ 24,126	2,811
HANCOCK	575	\$ 7,216	\$ 4,233	\$ -	\$ 126	\$ -	\$ -	\$ 14	\$ 2,844	231
HARALSON	1,529	\$ 13,036	\$ 8,390	\$ -	\$ 612	\$ -	\$ -	\$ 327	\$ 3,708	457
HARRIS	3,066	\$ 44,129	\$ 32,939	\$ -	\$ 2,451	\$ -	\$ -	\$ 170	\$ 8,568	1,234
HART	1,550	\$ 11,721	\$ 5,596	\$ -	\$ 311	\$ -	\$ -	\$ 36	\$ 5,778	517
HEARD	708	\$ 4,653	\$ 2,823	\$ -	\$ 164	\$ -	\$ -	\$ 9	\$ 1,657	214
HENRY	18,315	\$ 289,194	\$ 195,306	\$ -	\$ 24,292	\$ -	\$ -	\$ 980	\$ 68,616	7,242
HOUSTON	19,293	\$ 266,077	\$ 184,125	\$ -	\$ 20,267	\$ -	\$ -	\$ 1,504	\$ 60,181	6,598
IRWIN	571	\$ 4,926	\$ 2,634	\$ -	\$ 122	\$ -	\$ -	\$ 41	\$ 2,130	219
JACKSON	3,921	\$ 45,108	\$ 30,683	\$ -	\$ 2,349	\$ -	\$ -	\$ 161	\$ 11,914	1,197

VA STATISTICAL DATA

FY20 GEOGRAPHIC DISTRIBUTION OF VA EXPENDITURES (GDX)

FY20 Summary of Expenditures by State
Expenditures in \$000s

County/ Congressional District	Veteran Population*	Total Expenditure	Compensation & Pension	Construction	Education & Vocational Rehabilitation/ Employment	Loan Guaranty#	General Operating Expenses	Insurance & Indemnities	Medical Care	Unique Patients**
JASPER	937	\$ 8,148	\$ 4,633	\$ -	\$ 173	\$ -	\$ -	\$ -	\$ 3,258	305
JEFF DAVIS	725	\$ 10,520	\$ 5,015	\$ -	\$ 241	\$ -	\$ -	\$ -	\$ 5,168	311
JEFFERSON	1,039	\$ 16,438	\$ 7,209	\$ -	\$ 483	\$ -	\$ -	\$ -	\$ 8,705	467
JENKINS	442	\$ 6,403	\$ 2,640	\$ -	\$ 103	\$ -	\$ -	\$ -	\$ 3,639	174
JOHNSON	483	\$ 6,686	\$ 3,329	\$ -	\$ 104	\$ -	\$ -	\$ -	\$ 3,221	194
JONES	2,169	\$ 14,215	\$ 7,217	\$ -	\$ 403	\$ -	\$ -	\$ -	\$ 6,594	650
LAMAR	1,224	\$ 12,751	\$ 7,063	\$ -	\$ 552	\$ -	\$ -	\$ -	\$ 5,076	367
LANIER	797	\$ 8,826	\$ 4,468	\$ -	\$ 620	\$ -	\$ -	\$ -	\$ 3,727	306
LAURENS	3,506	\$ 90,595	\$ 31,046	\$ 952	\$ 1,229	\$ -	\$ 1,159	\$ 242	\$ 55,968	1,963
LEE	2,243	\$ 27,774	\$ 19,536	\$ -	\$ 1,610	\$ -	\$ -	\$ -	\$ 6,471	884
LIBERTY	14,218	\$ 198,486	\$ 132,009	\$ -	\$ 23,692	\$ -	\$ -	\$ -	\$ 42,283	5,126
LINCOLN	590	\$ 8,334	\$ 4,650	\$ -	\$ 154	\$ -	\$ -	\$ -	\$ 3,518	250
LONG	2,295	\$ 42,877	\$ 28,689	\$ -	\$ 4,871	\$ -	\$ -	\$ -	\$ 9,254	1,163
LOWNDES	10,232	\$ 117,162	\$ 67,358	\$ -	\$ 9,704	\$ -	\$ -	\$ -	\$ 39,701	3,529
LUMPKIN	2,422	\$ 17,109	\$ 10,906	\$ -	\$ 1,083	\$ -	\$ -	\$ -	\$ 5,071	584
MCDUFFIE	1,498	\$ 22,830	\$ 11,261	\$ -	\$ 644	\$ -	\$ -	\$ -	\$ 10,829	650
MCINTOSH	1,441	\$ 11,159	\$ 6,730	\$ -	\$ 272	\$ -	\$ -	\$ -	\$ 4,106	407
MACON	760	\$ 8,925	\$ 5,046	\$ -	\$ 174	\$ -	\$ -	\$ -	\$ 3,679	283
MADISON	1,797	\$ 17,593	\$ 11,080	\$ -	\$ 701	\$ -	\$ -	\$ -	\$ 5,689	560
MARION	829	\$ 7,845	\$ 5,377	\$ -	\$ 362	\$ -	\$ -	\$ -	\$ 2,085	231
MERIWETHER	1,260	\$ 12,056	\$ 7,595	\$ -	\$ 469	\$ -	\$ -	\$ -	\$ 3,901	461
MILLER	301	\$ 2,729	\$ 1,565	\$ -	\$ 123	\$ -	\$ -	\$ -	\$ 1,008	106
MITCHELL	1,348	\$ 11,932	\$ 7,723	\$ -	\$ 529	\$ -	\$ -	\$ -	\$ 3,652	395
MONROE	1,911	\$ 15,812	\$ 9,944	\$ -	\$ 542	\$ -	\$ -	\$ -	\$ 5,165	558
MONTGOMERY	478	\$ 5,532	\$ 2,780	\$ -	\$ 110	\$ -	\$ -	\$ -	\$ 2,641	194
MORGAN	1,365	\$ 12,195	\$ 6,872	\$ -	\$ 333	\$ -	\$ -	\$ -	\$ 4,752	333
MURRAY	1,881	\$ 16,118	\$ 9,789	\$ -	\$ 448	\$ -	\$ -	\$ -	\$ 5,739	612
MUSCOGEE	23,792	\$ 401,933	\$ 294,876	\$ -	\$ 31,197	\$ -	\$ -	\$ 1,343	\$ 74,517	8,687
NEWTON	6,689	\$ 96,541	\$ 58,770	\$ -	\$ 5,454	\$ -	\$ -	\$ 426	\$ 31,890	2,764
OCONEE	1,913	\$ 15,511	\$ 9,971	\$ -	\$ 684	\$ -	\$ -	\$ 318	\$ 4,538	413
OGLETHORPE	971	\$ 6,544	\$ 3,582	\$ -	\$ 124	\$ -	\$ -	\$ 22	\$ 2,815	323
PAULDING	8,314	\$ 82,304	\$ 50,069	\$ -	\$ 6,801	\$ -	\$ -	\$ 360	\$ 25,074	2,851
PEACH	2,241	\$ 41,895	\$ 31,065	\$ -	\$ 2,165	\$ -	\$ -	\$ 105	\$ 8,560	824
PICKENS	2,628	\$ 18,232	\$ 12,728	\$ -	\$ 769	\$ -	\$ -	\$ 121	\$ 4,615	534
PIERCE	1,316	\$ 15,495	\$ 9,018	\$ -	\$ 308	\$ -	\$ -	\$ 101	\$ 6,068	605
PIKE	1,417	\$ 10,747	\$ 6,737	\$ -	\$ 597	\$ -	\$ -	\$ 92	\$ 3,320	346
POLK	2,529	\$ 20,505	\$ 14,083	\$ -	\$ 822	\$ -	\$ -	\$ 86	\$ 5,514	625
PULASKI	747	\$ 9,231	\$ 6,169	\$ -	\$ 277	\$ -	\$ -	\$ 0	\$ 2,785	240
PUTNAM	1,758	\$ 14,660	\$ 7,885	\$ -	\$ 305	\$ -	\$ -	\$ 17	\$ 6,454	505

VA STATISTICAL DATA

FY20 GEOGRAPHIC DISTRIBUTION OF VA EXPENDITURES (GDX)

FY20 Summary of Expenditures by State Expenditures in \$000s										
County/ Congressional District	Veteran Population*	Total Expenditure	Compensation & Pension	Construction	Education & Vocational Rehabilitation/ Employment	Loan Guaranty#	General Operating Expenses	Insurance & Indemnities	Medical Care	Unique Patients**
QUITMAN	177	\$ 2,852	\$ 1,774	\$ -	\$ 55	\$ -	\$ -	\$ 39	\$ 984	86
RABUN	1,417	\$ 10,159	\$ 5,744	\$ -	\$ 223	\$ -	\$ -	\$ 64	\$ 4,128	451
RANDOLPH	374	\$ 3,482	\$ 2,242	\$ -	\$ 143	\$ -	\$ -	\$ 53	\$ 1,044	143
RICHMOND	22,855	\$ 451,355	\$ 221,368	\$ 6,964	\$ 18,301	\$ -	\$ 1,772	\$ 914	\$ 202,036	10,663
ROCKDALE	6,373	\$ 92,014	\$ 56,559	\$ -	\$ 5,199	\$ -	\$ -	\$ 371	\$ 29,884	2,537
SCHLEY	338	\$ 2,304	\$ 1,650	\$ -	\$ 61	\$ -	\$ -	\$ 16	\$ 578	73
SCREVEN	924	\$ 9,517	\$ 4,720	\$ -	\$ 272	\$ -	\$ -	\$ 14	\$ 4,510	337
SEMINOLE	656	\$ 5,550	\$ 3,278	\$ -	\$ 112	\$ -	\$ -	\$ -	\$ 2,160	200
SPALDING	4,784	\$ 43,909	\$ 26,747	\$ -	\$ 1,404	\$ -	\$ -	\$ 350	\$ 15,407	1,407
STEPHENS	1,788	\$ 17,972	\$ 10,720	\$ -	\$ 807	\$ -	\$ -	\$ 209	\$ 6,236	536
STEWART	307	\$ 4,114	\$ 2,607	\$ -	\$ 128	\$ -	\$ -	\$ 0	\$ 1,378	108
SUMTER	1,862	\$ 19,295	\$ 11,261	\$ -	\$ 817	\$ -	\$ -	\$ 49	\$ 7,169	554
TALBOT	549	\$ 7,802	\$ 6,010	\$ -	\$ 242	\$ -	\$ -	\$ 12	\$ 1,539	201
TALIAFERRO	106	\$ 1,363	\$ 432	\$ -	\$ 15	\$ -	\$ -	\$ 0	\$ 916	57
TATNALL	1,608	\$ 21,463	\$ 13,322	\$ -	\$ 1,153	\$ -	\$ -	\$ 89	\$ 6,899	575
TAYLOR	465	\$ 5,027	\$ 2,597	\$ -	\$ 97	\$ -	\$ -	\$ 10	\$ 2,323	161
TELFAIR	727	\$ 10,707	\$ 4,096	\$ -	\$ 139	\$ -	\$ -	\$ 142	\$ 6,329	278
TERRELL	617	\$ 6,708	\$ 3,522	\$ -	\$ 130	\$ -	\$ -	\$ 20	\$ 3,036	205
THOMAS	3,076	\$ 36,832	\$ 21,055	\$ -	\$ 1,478	\$ -	\$ -	\$ 152	\$ 14,148	1,204
TIFT	2,188	\$ 28,232	\$ 16,301	\$ -	\$ 1,211	\$ -	\$ -	\$ 524	\$ 10,195	905
TOOMBS	1,742	\$ 19,854	\$ 9,852	\$ -	\$ 483	\$ -	\$ -	\$ 33	\$ 9,486	616
TOWNS	1,160	\$ 13,813	\$ 8,397	\$ -	\$ 198	\$ -	\$ -	\$ 43	\$ 5,175	517
TREUTLEN	467	\$ 4,867	\$ 1,972	\$ -	\$ 113	\$ -	\$ -	\$ 1	\$ 2,781	150
TROUP	4,059	\$ 43,672	\$ 28,473	\$ -	\$ 1,914	\$ -	\$ -	\$ 238	\$ 13,047	1,289
TURNER	581	\$ 6,775	\$ 3,973	\$ -	\$ 503	\$ -	\$ -	\$ 21	\$ 2,279	238
TWIGGS	674	\$ 8,288	\$ 3,709	\$ -	\$ 191	\$ -	\$ -	\$ 4	\$ 4,384	261
UNION	2,459	\$ 26,020	\$ 16,445	\$ -	\$ 290	\$ -	\$ -	\$ 221	\$ 9,064	1,102
UPSON	1,832	\$ 18,288	\$ 10,810	\$ -	\$ 531	\$ -	\$ -	\$ 50	\$ 6,896	554
WALKER	4,454	\$ 41,829	\$ 27,772	\$ -	\$ 1,601	\$ -	\$ -	\$ 252	\$ 12,204	1,377
WALTON	5,753	\$ 76,021	\$ 52,702	\$ -	\$ 5,141	\$ -	\$ -	\$ 576	\$ 17,602	1,609
WARE	2,526	\$ 30,554	\$ 17,934	\$ -	\$ 774	\$ -	\$ -	\$ 81	\$ 11,764	1,071
WARREN	279	\$ 4,693	\$ 1,963	\$ -	\$ 37	\$ -	\$ -	\$ 122	\$ 2,572	142
WASHINGTON	1,273	\$ 19,101	\$ 8,494	\$ -	\$ 504	\$ -	\$ -	\$ 337	\$ 9,767	553
WAYNE	2,256	\$ 23,902	\$ 14,662	\$ -	\$ 1,049	\$ -	\$ -	\$ 59	\$ 8,132	813
WEBSTER	140	\$ 1,478	\$ 675	\$ -	\$ 51	\$ -	\$ -	\$ -	\$ 752	44
WHEELER	358	\$ 6,067	\$ 2,949	\$ -	\$ 115	\$ -	\$ -	\$ 11	\$ 2,991	173
WHITE	2,429	\$ 19,956	\$ 12,419	\$ -	\$ 424	\$ -	\$ -	\$ 92	\$ 7,020	665
WHITFIELD	3,972	\$ 34,084	\$ 20,775	\$ -	\$ 1,134	\$ -	\$ -	\$ 84	\$ 12,092	1,178
WILCOX	458	\$ 4,412	\$ 2,788	\$ -	\$ 134	\$ -	\$ -	\$ 12	\$ 1,479	141

VA STATISTICAL DATA AND NOTES

FY20 GEOGRAPHIC DISTRIBUTION OF VA EXPENDITURES (GDX)

FY20 Summary of Expenditures by State Expenditures in \$000s										
County/ Congressional District	Veteran Population*	Total Expenditure	Compensation & Pension	Construction	Education & Vocational Rehabilitation/ Employment	Loan Guaranty#	General Operating Expenses	Insurance & Indemnities	Medical Care	Unique Patients**
WILKES	641	\$ 9,674	\$ 4,676	\$ -	\$ 231	\$ -	\$ -	\$ 13	\$ 4,754	276
WILKINSON	495	\$ 8,574	\$ 4,973	\$ -	\$ 207	\$ -	\$ -	\$ 24	\$ 3,370	268
WORTH	1,410	\$ 12,561	\$ 6,752	\$ -	\$ 402	\$ -	\$ -	\$ 231	\$ 5,176	505
GEORGIA (Totals)	696,191	\$ 7,981,701	\$ 4,723,083	\$ 11,482	\$ 519,832	\$ -	\$ 101,478	\$ 41,057	\$ 2,584,769	225,780
CONG. DIST (01)	79,180	\$ 898,131	\$ 570,909	\$ -	\$ 90,654	\$ -	\$ -	\$ 3,989	\$ 232,579	27,248
CONG. DIST (02)	54,955	\$ 724,630	\$ 479,062	\$ -	\$ 38,889	\$ -	\$ -	\$ 3,006	\$ 203,672	20,040
CONG. DIST (03)	54,504	\$ 632,751	\$ 427,056	\$ 4	\$ 40,971	\$ -	\$ -	\$ 3,051	\$ 161,670	17,146
CONG. DIST (04)	45,174	\$ 684,233	\$ 296,115	\$ 2,623	\$ 33,408	\$ -	\$ 93,337	\$ 2,961	\$ 255,789	17,098
CONG. DIST (05)	39,368	\$ 470,883	\$ 219,469	\$ 934	\$ 29,955	\$ -	\$ 2,832	\$ 2,783	\$ 214,910	12,991
CONG. DIST (06)	34,506	\$ 270,538	\$ 178,295	\$ -	\$ 26,320	\$ -	\$ -	\$ 2,493	\$ 63,431	5,620
CONG. DIST (07)	34,019	\$ 269,618	\$ 163,170	\$ -	\$ 22,490	\$ -	\$ (1)	\$ 2,105	\$ 81,853	8,545
CONG. DIST (08)	58,422	\$ 697,122	\$ 428,769	\$ 745	\$ 40,758	\$ -	\$ -	\$ 3,780	\$ 223,070	20,369
CONG. DIST (09)	50,144	\$ 411,012	\$ 257,656	\$ -	\$ 15,829	\$ -	\$ -	\$ 2,552	\$ 134,975	14,331
CONG. DIST (10)	45,539	\$ 521,397	\$ 321,102	\$ 90	\$ 30,616	\$ -	\$ -	\$ 3,389	\$ 166,200	14,506
CONG. DIST (11)	45,439	\$ 350,311	\$ 228,275	\$ 5	\$ 30,863	\$ -	\$ 483	\$ 2,224	\$ 88,461	9,299
CONG. DIST (12)	61,401	\$ 1,078,265	\$ 576,306	\$ 7,081	\$ 57,798	\$ -	\$ 2,931	\$ 3,702	\$ 430,447	26,915
CONG. DIST (13)	54,287	\$ 634,853	\$ 365,055	\$ -	\$ 45,747	\$ -	\$ 1,895	\$ 3,228	\$ 218,928	20,169
CONG. DIST (14)	39,252	\$ 337,956	\$ 211,844	\$ -	\$ 15,533	\$ -	\$ 1	\$ 1,795	\$ 108,783	11,503
GEORGIA (Totals)	696,191	\$ 7,981,701	\$ 4,723,083	\$ 11,482	\$ 519,832	\$ -	\$ 101,478	\$ 41,057	\$ 2,584,769	225,780

Notes:

* Veteran population estimates, as of September 30, 2020, are produced by the VA Predictive Analytics and Actuary Service (VePop 2018).

Prior to FY 08, "Loan Guaranty" expenditures were included in the Education & Vocational Rehabilitation and Employment (E&VRE) programs. Currently, all "Loan Guaranty" expenditures are attributed to Travis County, TX, where all Loan Guaranty payments are processed. VA will continue to improve data collection for future GDX reports to better distribute loan expenditures at the state, county and congressional district levels.

** Unique patients are patients who received treatment at a VA health care facility. Data are provided by the Allocation Resource Center (ARC).

Expenditure data sources: USASpending.gov for Compensation & Pension (C&P) and Education and Vocational Rehabilitation and Employment (E&VRE) Benefits; Veterans Benefits Administration Insurance Center for the Insurance costs; the VA Financial Management System (FMS) for Construction, Medical Research, General Operating Expenses, and certain C&P and Readjustment data; and the Allocation Resource Center (ARC) for Medical Care costs.

1. Expenditures are rounded to the nearest thousand dollars. For example, \$500 to \$1,000 are rounded to \$1; \$0 to \$499 are rounded to \$0; and "\$ -" = 0 or no expenditures.

2. The Compensation & Pension expenditures include dollars for the following programs: veterans' compensation for service-connected disabilities; dependency and indemnity compensation for service-connected deaths; veterans' pension for nonservice-connected disabilities; and burial and other benefits to veterans and their survivors.

3. Medical Care expenditures include dollars for medical services, medical administration, facility maintenance, educational support, research support, and other overhead items. Medical Care expenditures do not include dollars for construction or other non-medical support.

4. Medical Care expenditures are allocated to the patient's home location, not the site of care.



Georgia Department of Veterans Service

Floyd Veterans Memorial Building, Suite E-970
Atlanta, Georgia 30334-4800

veterans.georgia.gov
facebook.com/gavetsvc
twitter.com/gavetsvc

Veterans Field Service Offices

Albany 229-430-1798
Americus 229-931-2546
Athens 706-369-5630
Atlanta 404-656-5940
Augusta 706-721-4301
Augusta VAMC 706-733-0188, x 32336
Bainbridge 229-248-2599
Blairsville 706-835-3980, x 344584
Brunswick 912-264-7360
Brunswick CBOC 912-261-2355, x 46050
Canton 770-720-3538
Carrollton 678-423-4970, x 352589
Cartersville 770-387-3603
Cedartown 770-749-2209
Columbus 706-649-1265
Conyers 770-388-5075
Dalton 706-272-2355
Decatur VAMC 404-728-7611
Decatur 404-297-1540, x 315427
Demorest 706-894-1049
Dublin 478-272-4266
Fort Benning 706-545-5338
Fort McPherson 404-230-5683, x 394801
Gainesville 770-531-6060
Glennville 912-654-5159
Greensboro 706-453-7455
Griffin 770-412-4074
Grovetown 706-210-2067
Hartwell 706-376-4461
Hinesville 912-408-2750
Jasper 706-301-5720, x 504712
LaFayette 706-996-8056
LaGrange 706-845-4355
Lawrenceville 678-255-0350, x 431964
Lyons 912-526-8860

Veterans Field Service Offices

Macon 478-476-8868, x 46695
Marietta 770-528-3254
Marietta - Cobb Multispecialty Clinic 877-852-3400, x 611569
Marietta - VECTR 770-528-4920
Milledgeville 478-445-6900
Moultrie 229-891-7135
Newnan 770-254-7260
Oakwood 404-321-6111, x 498225
Rome 706-295-6026
Savannah 912-920-0214, x 412194
St. Marys 912-510-3440
Statesboro 912-871-1104
Thomasville 229-225-4050
Tifton 229-391-6080, x 46233
Valdosta 229-316-2970
Warner Robins 478-218-3905
Waycross 912-285-6340
Waynesboro 706-554-3874
Zebulon 770-567-7500

GDVS Central Office

Public Information 404-656-5933
Appeals Division 404-929-5345
Veterans Education & Training 404-656-2306

*We value your input.
Give feedback at gavetsvc@vs.state.ga.us,
facebook.com/gavetsvc,
or 404-656-5933.*